



US00D497319S1

(12) **United States Design Patent**
Shaanan

(10) **Patent No.:** **US D497,319 S**
(45) **Date of Patent:** **** Oct. 19, 2004**

(54) **KEYPAD AND DISPLAY UNIT**
(75) **Inventor:** **Gad Shaanan, La Jolla, CA (US)**
(73) **Assignee:** **Paradox Security Systems Ltd., Quebec (CA)**
(**) **Term:** **14 Years**
(21) **Appl. No.:** **29/177,157**

D378,514 S * 3/1997 Kruse D14/346
D385,536 S * 10/1997 Forsythe D14/340
D389,762 S * 1/1998 Yorkey D10/104
D390,204 S * 2/1998 De La Fuenic Monge . D14/387
D391,507 S * 3/1998 Doppelt et al. D10/104
D393,861 S * 4/1998 Lutz et al. D14/245
D401,178 S * 11/1998 Liu D10/106
D447,075 S * 8/2001 Roberts D10/106
D456,365 S * 4/2002 Suen D13/164
D460,706 S * 7/2002 Berrios et al. D10/104
D477,815 S * 7/2003 Gillingham et al. D13/184

(22) **Filed:** **Mar. 5, 2003**
(51) **LOC (7) Cl.** **10-05**
(52) **U.S. Cl.** **D10/104; D10/106**
(58) **Field of Search** **D10/104, 106, D10/116; 340/541, 545.2, 545.3, 565-567; 250/221; 356/28; 348/154, 155; D14/218, 159, 383, 387, 339, 340; D13/168, 164**

OTHER PUBLICATIONS

ADEMCO, Group Release Symphony, Revolutionary Touchscreen Interface Orchestrates Security and Home Control, Syosset, NY, Aug. 14, 2002.

* cited by examiner

Primary Examiner—Jeffrey Asch

(74) *Attorney, Agent, or Firm*—Wilburn L. Chesser; Arent Fox PLLC

(56) **References Cited**

U.S. PATENT DOCUMENTS

D241,323 S * 9/1976 Sparks et al. D10/106
D243,536 S * 3/1977 Van De Poel D14/159
D289,819 S * 5/1987 Long D99/28
D302,973 S * 8/1989 Nishida D14/387
D307,432 S * 4/1990 Usami et al. D14/218
D310,791 S * 9/1990 Farrell et al. D10/106
D312,221 S * 11/1990 Steele et al. D10/106
D328,260 S * 7/1992 Loew et al. D10/106
D332,100 S * 12/1992 Blatner et al. D14/257
D334,179 S * 3/1993 Crafoord D14/340
5,258,837 A 11/1993 Gormley
D346,755 S 5/1994 Soloway
D348,056 S * 6/1994 Savio D14/374
D349,118 S * 7/1994 Yuen D14/218
D353,116 S * 12/1994 Huang D10/106
D357,638 S 4/1995 Hetherington et al.
D371,345 S * 7/1996 Martino et al. D14/339
D375,902 S * 11/1996 Wong D10/15

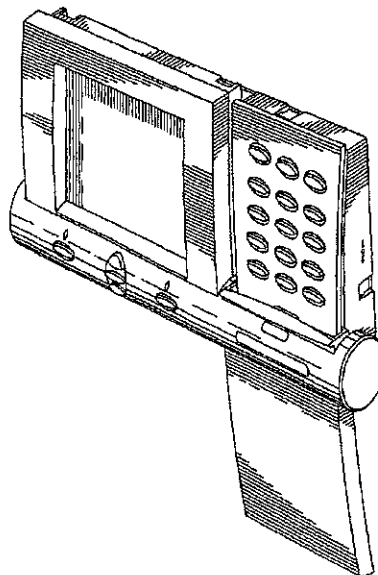
(57) **CLAIM**

The ornamental design for a “keypad and display unit”, as shown and described.

DESCRIPTION

FIG. 1 is a perspective view of the keypad and display unit with its sliding door in a closed position;
FIG. 2 is a front view of the keypad and display unit;
FIG. 3 is a right side view of the keypad and display unit;
FIG. 4 is a left side view of the keypad and display unit;
FIG. 5 is a top plan view of the keypad and display unit;
FIG. 6 is a bottom plan view of the keypad and display unit; and,
FIG. 7 is a perspective view of the keypad and display unit with its sliding door in an open position.

1 Claim, 4 Drawing Sheets



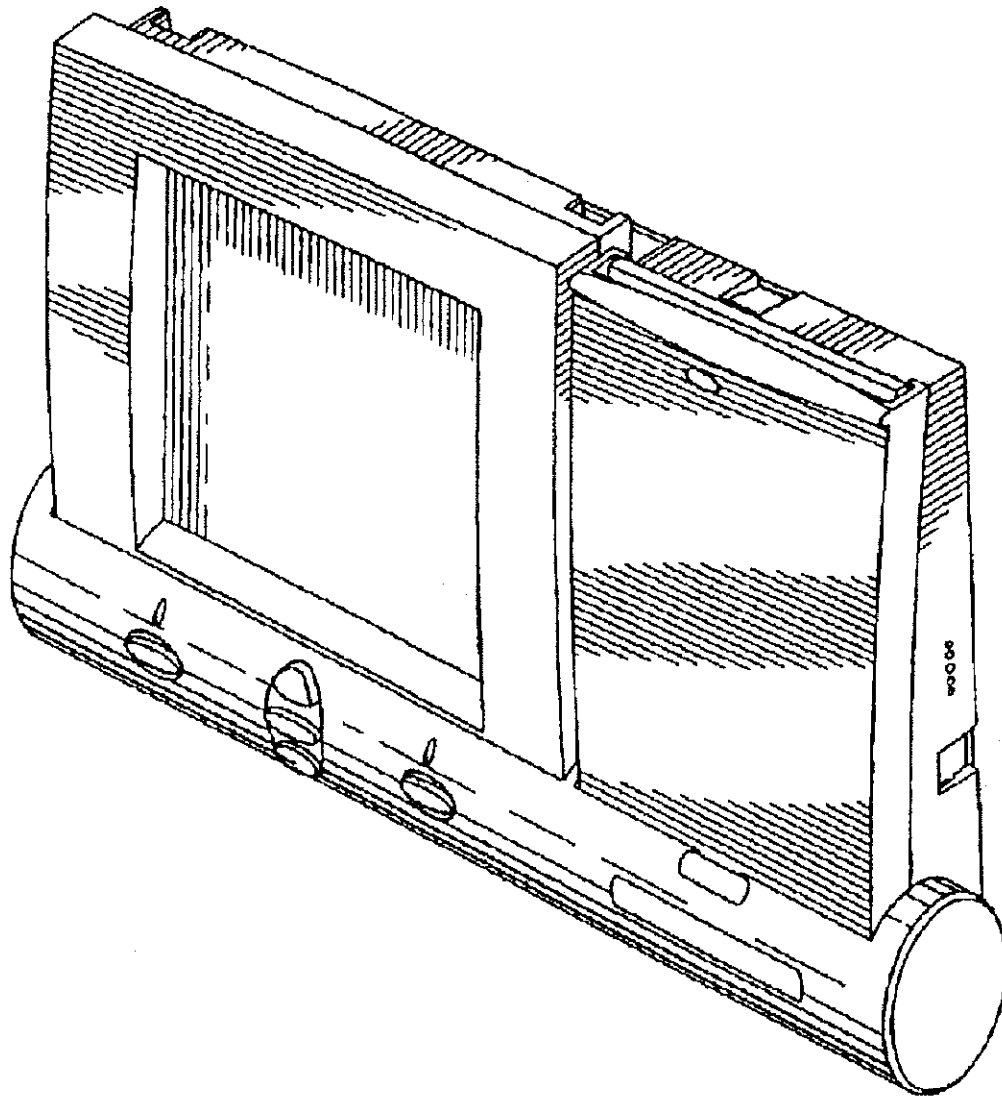


Fig. 1

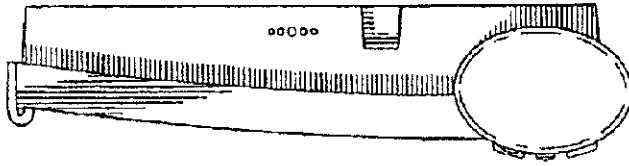


Fig. 4

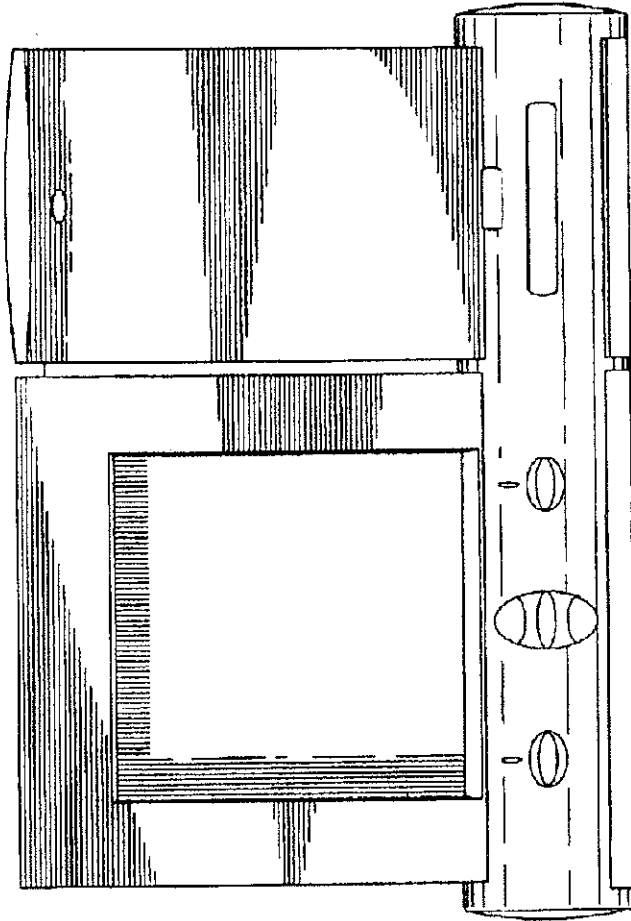


Fig. 2




Fig. 3

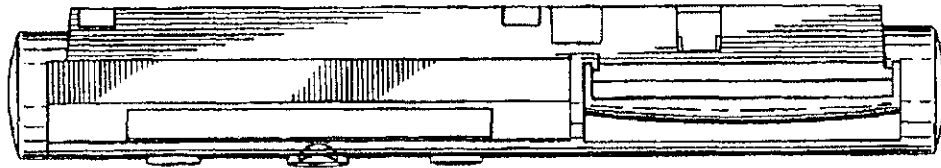


Fig. 5

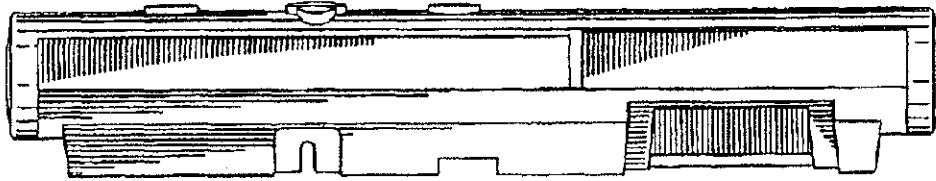


Fig. 6

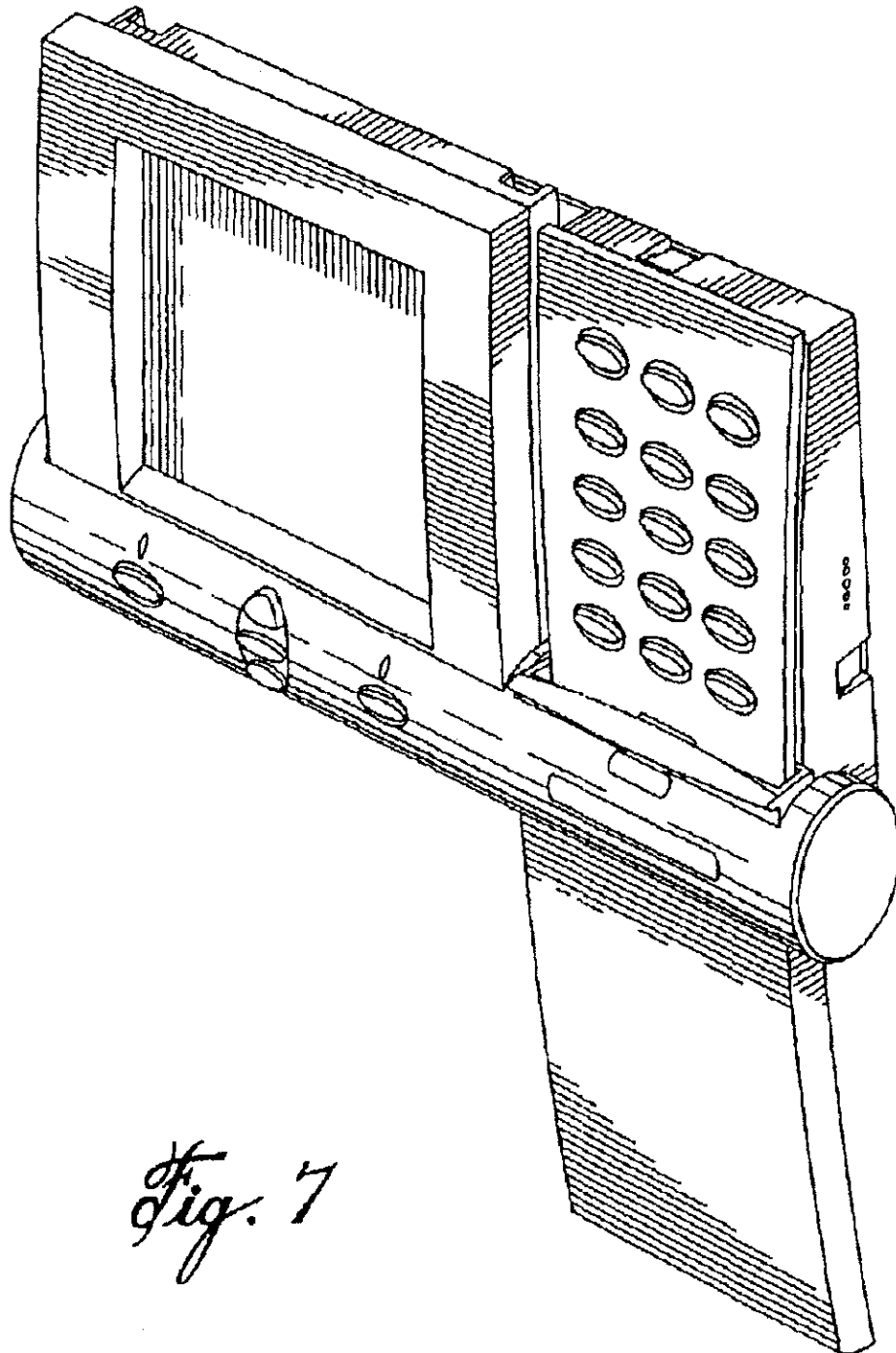


Fig. 7